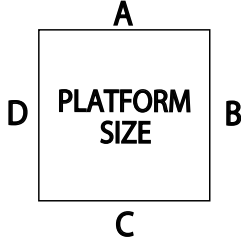


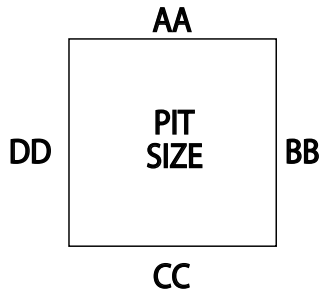


MEZZANINE ENCLOSURE ORDER FORM

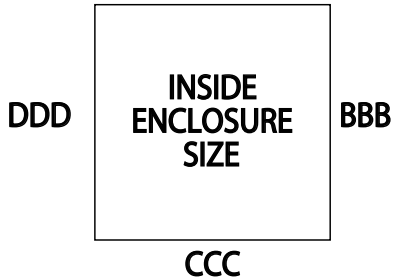
MEZZANINE SIDE



MEZZANINE SIDE



MEZZANINE SIDE



NOTES:

1. The gap between the lift platform and the pit walls should be 1".
2. The AA side of the pit should be even with the face of the mezzanine.
3. The lift side of the enclosure AAA should be flush with both the edge of the pit and the face of the mezzanine.
4. The gap between the pit edge and the inside of the enclosures on BBB, CCC and DDD should be 3".
5. The enclosure walls are approximately 1-1/2" thick.
6. The "E" dimension is the distance between the floor and the highest point that an enclosure can reach under the face of the mezzanine.
7. The "F" dimension is the distance from the floor to the top of the mezzanine floor.
8. The "G" dimension is the distance from the floor to the top of the guarding on top of the mezzanine. (This is the enclosure height on sides BBB, CCC and DDD.)
9. The mezzanine guardrails and face must be covered in fine mesh or a smooth surface to eliminate shear points.
10. Our standard enclosure quote will include a bi-parting gate on one floor level side and a bi-parting guardrail gate to mount on the mezzanine. Both gates will be mechanically and electrically interlocked.
11. Drawings will be prepared after receipt of order.

INFORMATION WE NEED TO PREPARE A QUOTATION:

- a. Dimensions A _____ and B _____
- b. Dimension E _____
- c. Dimension F _____
- d. Dimension G _____
- e. Gate Information

Size	Type	Side
------	------	------

Upper Level: _____

Opt. Mid Level: _____

Lower Level: _____

g. Notes: _____

