

MODEL TPL-808 STANDARD DUTY POWERED, LOW PROFILE TURNTABLE

10 Year/250,000 Cycle Warranty

Turntables are used for positioning jobs where heavy duty loads must be rotated on a regular basis. There are two basic types of standard duty turntables, non-powered and powered. Turntables are available in low profile and high profile configurations.

**ISO 9001:2015
Certified**



Capacity: 8,000 lbs.

Edge Load Max: 1,300 lbs.

Minimum Platform: 85 dia.

Max Platform Size: 96 dia.


Height: 3.5 in.

Roller Radius: 27


Speed: 0-3.5 rpm

Motor: 1 HP

Weight: 1,950 lbs.



8,000 lb. Capacity



Standard platform is circular.


SPECIAL FEATURES & BENEFITS

- ▶ Used where more frequent turning is required.
- ▶ Used where rotational effort would be too high in a non-powered turntable.
- ▶ Standard turntables use DC motors and drives; AC motors and drives are optional.
- ▶ Standard rotation is clockwise only.
- ▶ Optional bi-directional rotation (clockwise & counterclockwise) requires an AC motor and drive.
- ▶ Platforms rotate on a lifetime-lubricated kingpin bearing.
- ▶ Platform travel can be limited by use of optional limit switch (+/- 3° accuracy).
- ▶ Powered turntables are available in low profile and high profile configurations.
 - ▶ Low profile powered turntables:
 - Use for powered applications where low platform height is important.
 - Circular platforms are required, rectangular platforms are not available.
 - Drive motor is located at the edge of the platform and projects above platform.
 - Platforms are supported by lifetime lubricated roller bearing cam followers.


CLICK HERE FOR: [Optional Accessories](#)

FEATURE DETAILS

OPTIONAL ROTATIONAL LIMITS FOR POWERED TURNTABLES: LIMIT SWITCHES, PROXIMITY SENSORS, PRECISION CONTROL PLC



▶ **Limit switch**



▶ **Programmable logic controller**