

# MODEL TPL-806 STANDARD DUTY POWERED, LOW PROFILE TURNTABLE

**10 Year/250,000 Cycle Warranty**

*Turntables are used for positioning jobs where heavy duty loads must be rotated on a regular basis. There are two basic types of standard duty turntables, non-powered and powered. Turntables are available in low profile and high profile configurations.*

**ISO 9001:2015  
Certified**



Capacity: 8,000 lbs.

Edge Load Max: 650 lbs.

Minimum Platform: 61 dia.

Max Platform Size: 72 dia.


Height: 3.5 in.

Roller Radius: 20


Speed: 0-3.5 rpm

Motor: 1 HP

Weight: 1,250 lbs.



**8,000 lb. Capacity**



Standard platform is circular.


## SPECIAL FEATURES & BENEFITS

- ▶ Used where more frequent turning is required.
- ▶ Used where rotational effort would be too high in a non-powered turntable.
- ▶ Standard turntables use DC motors and drives; AC motors and drives are optional.
- ▶ Standard rotation is clockwise only.
- ▶ Optional bi-directional rotation (clockwise & counterclockwise) requires an AC motor and drive.
- ▶ Platforms rotate on a lifetime-lubricated kingpin bearing.
- ▶ Platform travel can be limited by use of optional limit switch (+/- 3° accuracy).
- ▶ Powered turntables are available in low profile and high profile configurations.
  - ▶ Low profile powered turntables:
    - Use for powered applications where low platform height is important.
    - Circular platforms are required, rectangular platforms are not available.
    - Drive motor is located at the edge of the platform and projects above platform.
    - Platforms are supported by lifetime lubricated roller bearing cam followers.


**CLICK HERE FOR: [Optional Accessories](#)**

## FEATURE DETAILS

**OPTIONAL ROTATIONAL LIMITS FOR POWERED TURNTABLES: LIMIT SWITCHES, PROXIMITY SENSORS, PRECISION CONTROL PLC**



▶ **Limit switch**



▶ **Programmable logic controller**