

MODEL T2-60608 RECESSED DOCK LIFT

2 Year Parts & Labor/10 Year Structural Warranty

These are by far the most popular size Disappearing Dock lifts sold. They are sized to handle pallet jacks, four-wheel carts or dolly trucks. They are also used for dock to ground access.

**ISO 9001:2015
Certified**



Capacity: 6,000 lbs.
Axle Capacity Ends: 3,000 lbs.
Axle Capacity Sides: 3,000 lbs.
Platform Size: 6 x 8 ft.
Lowered Height: 8 in.
5 HP Motor
Approx. 10 FPM
58" Travel
Shipping Weight: 2,500 lbs.




Model# T2-60608

SPECIAL FEATURES & BENEFITS


- ▶ All models are equipped with a hinged bridge with a pull back chain.
- ▶ All T2 & T3 units are equipped with hot dip galvanized base frames.
- ▶ All of the electrical controllers are Underwriters Laboratories approved assemblies.
- ▶ Each unit is washed with phosphoric acid, fully primed and then finished with baked enamel.
- ▶ All cylinders are machine grade with clear plastic return lines & internal mechanical stops.
- ▶ These units conform to all applicable ANSI codes.

CLICK HERE FOR: [Drawing PDF](#) [DXF](#) [Pit Diagram](#) [Specifications](#) [Optional Accessories](#)

FEATURE DETAILS




▶ *Power Unit*



▶ *Cylinder*



▶ *Double Wire
Braid Hose*



▶ *UL Listed Control
Panel*