

MODEL PEWEDL-8024 DOUBLE LONG SCISSORS LIFT

10 Year/250,000 Cycle Warranty

This Double Long lift table is made to handle those especially long loads that you may have to deal with. The double legs on this model provides extra stability to ensure smooth, safe and efficient operation.

**ISO 9001:2015
Certified**



Capacity: 8,000 lbs.
Standard Min. Platform: 36 x 84 in.
Optional Max. Platform: 60 x 108 in.
Max. End Load Capacity 4,300 lbs.
Max. Side Load Capacity: 7,800 lbs.
Baseframe Size: 36 x 84 in.
Lowered Height: 6.5 in.
Raised Height: 30.5 in.
Approx. Speed Up: 32 sec.
Internal Motor: 1.5 HP
Shipping Weight: 1,490 lbs.




8,000 lb. Capacity - 24 in. Travel

SPECIAL FEATURES & BENEFITS


- ▶ All of the controllers are Underwriter Laboratory listed assemblies.
- ▶ These units are fully primed and finished with a baked enamel finish.
- ▶ The cylinders are machine grade with clear plastic return lines.
- ▶ All pressure hoses are double wire braid with JIC fittings.
- ▶ The reservoirs are mild steel.
- ▶ These units conform to all applicable ANSI codes.

CLICK HERE FOR: [Optional Accessories](#)


FEATURE DETAILS



▶ **UL Listed
Control Panel**



▶ **Machine
Grade Cylinder**



▶ **Double Wire
Braid Hose**



▶ **Power Unit**