

# MODEL# PEWEDL-12060 DOUBLE LONG SCISSORS LIFT

## 10 Year/250,000 Cycle Warranty

*This Double Long lift table is made to handle those especially long loads that you may have to deal with. The double legs on this model provides extra stability to ensure smooth, safe and efficient operation.*

**ISO 9001:2015  
Certified**



Capacity: 12,000 lbs.  
Standard Min. Platform: 36 x 212 in.  
Optional Max. Platform: 60 x 254 in.  
Max. Loading End: 5,600 lbs.  
Max. Side Load Capacity: 8,000 lbs.  
Baseframe Size: 36 x 212 in.  
Lowered Height: 10 in.  
Raised Height: 70 in.  
Approx. Speed Up: 115 sec.  
Internal Motor: 2 HP  
Shipping Weight: 2,980 lbs.




**12,000 lb. Capacity - 60 in. Travel**

### SPECIAL FEATURES & BENEFITS


- ▶ These units are equipped with the patented “Platform Centering Devices”, which doubles or triples lift life.
- ▶ All of the controllers are Underwriter Laboratory listed assemblies.
- ▶ These units are fully primed and finished with a baked enamel finish.
- ▶ The cylinders are machine grade with clear plastic return lines.
- ▶ All pressure hoses are double wire braid with JIC fittings.
- ▶ The reservoirs are mild steel.
- ▶ These units conform to all applicable ANSI codes.

**CLICK HERE FOR: [Optional Accessories](#)**


### FEATURE DETAILS



▶ **Platform Centering Device**



▶ **Machine Grade Cylinder**



▶ **Double Wire Braid Hose**



▶ **Power Unit**