

# MODEL PEWEDL-11648 DOUBLE LONG SCISSORS LIFT

## 10 Year/250,000 Cycle Warranty

*This Double Long lift table is made to handle those especially long loads that you may have to deal with. The double legs on this model provides extra stability to ensure smooth, safe and efficient operation.*

**ISO 9001:2015  
Certified**



Capacity: 11,600 lbs.  
Standard Min. Platform: 36 x 160 in.  
Optional Max. Platform: 60 x 192 in.  
Max. End Load Capacity 3,400 lbs.  
Max. Side Load Capacity: 6,000 lbs.  
Baseframe Size: 36 x 160 in.  
Lowered Height: 8 in.  
Raised Height: 56 in.  
Approx. Speed Up: 76 sec.  
Internal Motor: 2 HP  
Shipping Weight: 2,300 lbs.




**11,600 lb. Capacity - 48 in. Travel**

### SPECIAL FEATURES & BENEFITS


- ▶ These units are equipped with the patented “Platform Centering Devices”, which doubles or triples lift life.
- ▶ All of the controllers are Underwriter Laboratory listed assemblies.
- ▶ These units are fully primed and finished with a baked enamel finish.
- ▶ The cylinders are machine grade with clear plastic return lines.
- ▶ All pressure hoses are double wire braid with JIC fittings.
- ▶ The reservoirs are mild steel.
- ▶ These units conform to all applicable ANSI codes.

**CLICK HERE FOR: [Optional Accessories](#)**


### FEATURE DETAILS



▶ **Platform Centering Device**



▶ **Machine Grade Cylinder**



▶ **Double Wire Braid Hose**



▶ **Power Unit**