

MODEL# HDVDW-12858 DOUBLE WIDE HEAVY DUTY


10 Year/250,000 Cycle Warranty

When you need a Heavy Duty Double Extra Wide platform or plan to move heavy loads over the end of the lift, this Heavy Duty Double Extra Wide lift is the choice. A second set of legs are added to give you the extra strength you need.

**ISO 9001:2015
Certified**



Min. Platform Size: 108 x 84 in.
Max. Platform Size: 132 x 114 in.
Max. End Load Capacity 12,000 lbs.
Max. Side Load Capacity: 5,000 lbs.
Baseframe Size: 108 x 84 in.
Lowered Height: 14 in.
Raised Height: 72 in.
Approx. Speed Up: 66 sec.
External Motor: 5 HP
Shipping Weight: 5,020 lbs.



12,800 lb. Capacity - 58 in. Travel

SPECIAL FEATURES & BENEFITS


- ▶ These units are equipped with the patented "Platform Centering Devices", which doubles or triples lift life.
- ▶ All of the controllers are Underwriter Laboratory listed assemblies.
- ▶ These units are fully primed and finished with a baked enamel finish.
- ▶ The cylinders are machine grade with clear plastic return lines.
- ▶ All pressure hoses are double wire braid with JIC fittings.
- ▶ The reservoirs are mild steel.
- ▶ These units conform to all applicable ANSI codes.

CLICK HERE FOR: [Optional Accessories](#)


FEATURE DETAILS



▶ **Platform
Centering Device**



▶ **UL Listed
Control Panel**



▶ **Machine
Grade Cylinder**



▶ **Double Wire
Braid Hose**



▶ **Power Unit**