

MODEL 4360 RECESSED DOCK LIFT

2 Year Parts & Labor/10 Year Structural Warranty

These are our largest sized Disappearing Dock lifts. They are sized to handle any mobile material handling equipment you may have. They also provide dock to ground access.

**ISO 9001:2015
Certified**



Capacity: 18,000 lbs.
 Axle Capacity Ends: 14,400 lbs.
 Axle Capacity Sides: 12,600 lbs.
 Platform Size: 8 x 10 ft.
 Lowered Height: 18 in.
 7.5 HP Motor
 Approx. 8 FPM
 58" Travel
 Shipping Weight: 7,200 lbs.




Model# 4360

SPECIAL FEATURES & BENEFITS


- ▶ Cylinders are mounted directly to platform corners to eliminate platform deflection during load transfer.
- ▶ All models are equipped with a hinged bridge with a pull back chain.
- ▶ All of the electrical controllers are Underwriters Laboratories approved assemblies.
- ▶ Each unit is washed with phosphoric acid, fully primed and then finished with baked enamel.
- ▶ All cylinders are machine grade with clear plastic return lines & internal mechanical stops.
- ▶ These units conform to all applicable ANSI codes.

CLICK HERE FOR: [Drawing](#) [Pit Diagram](#) [Specifications](#) [Optional Accessories](#)

FEATURE DETAILS




▶ *Power Unit*



▶ *Cylinder*



▶ *Double Wire Braid Hose*



▶ *UL Listed Control Panel*