

# MODEL 4260 RECESSED DOCK LIFT

**2 Year Parts & Labor/10 Year Structural Warranty**

*These are our largest sized Disappearing Dock lifts. They are sized to handle any mobile material handling equipment you may have. They also provide dock to ground access.*

**ISO 9001:2015  
Certified**



Capacity: 15,000 lbs.  
 Axle Capacity Ends: 12,000 lbs.  
 Axle Capacity Sides: 10,500 lbs.  
 Platform Size: 8 x 10 ft.  
 Lowered Height: 16.5 in.  
 7.5 HP Motor  
 Approx. 8 FPM  
 58" Travel  
 Shipping Weight: 6,600 lbs.




*Model# 4260*

## SPECIAL FEATURES & BENEFITS

- ▶ Cylinders are mounted directly to platform corners to eliminate platform deflection during load transfer.
- ▶ All models are equipped with a hinged bridge with a pull back chain.
- ▶ All of the electrical controllers are Underwriters Laboratories approved assemblies.
- ▶ Each unit is washed with phosphoric acid, fully primed and then finished with baked enamel.
- ▶ All cylinders are machine grade with clear plastic return lines & internal mechanical stops.
- ▶ These units conform to all applicable ANSI codes.

**CLICK HERE FOR:**   [Drawing](#)   [Pit Diagram](#)   [Specifications](#)   [Optional Accessories](#)


## FEATURE DETAILS




▶ *Power Unit*



▶ *Cylinder*



▶ *Double Wire Braid Hose*



▶ *UL Listed Control Panel*