

# MODEL SD-15810DL DOUBLE LONG SCISSORS LIFT

## 2 Years Parts & Labor/10 Years Structural Warranty

*The unique four corner ram support on this Super Duty lift table gives you maximum platform support at any platform elevation and provides you with the most stable and rigid lift table on the market. When you need to have a lift that can handle extra heavy rolling loads this 20,000 lb. capacity lift is the safest way to go.*

**ISO 9001:2015  
Certified**



Capacity: 20,000 lbs.  
Platform Size: 8 x 20 ft.  
Max. End: 15,000 lbs.  
Loading Sides: 30,000 lbs.  
Travel: 58 in.  
Lowered Height: 16.5 in.  
Raised Height: 74.5 in.  
Approx. Speed Up: 76 sec.  
External Motor: 7.5 HP  
Shipping Weight: 12,800 lbs.




**20,000 lb. Capacity - 8 x 20 ft. Platform**

### SPECIAL FEATURES & BENEFITS


- ▶ All of the controllers are Underwriter Laboratory listed assemblies.
- ▶ These units are fully primed and finished with a baked enamel finish.
- ▶ The cylinders are machine grade.
- ▶ All pressure hoses are double wire braid with JIC fittings.
- ▶ The reservoirs are mild steel.
- ▶ These units conform to all applicable ANSI codes.

**CLICK HERE FOR: [Optional Accessories](#)**


### FEATURE DETAILS



▶ **UL Listed  
Control Panel**



▶ **Machine  
Grade Cylinder**



▶ **Double Wire  
Braid Hose**



▶ **Power Unit**