


MODEL PT-35483-I LIFT AND TILT COMBINATION

10 Year/250,000 Cycle Warranty

These lift and tilt units are optimized combination designs that are used where the lifting and tilting functions must be done independently.



3,500 lb. Capacity - 48 in. Travel

**ISO 9001:2015
Certified**




Degree of Tilt: 30
Capacity: 3,500 lbs.
Min. Platform Size: 30 x 60 in.
Max. Platform Size: 48 x 60 in.
Lowered Height: 14.75 in.
Raised Height: 62.75 in.
Lift Speed Up: 27 sec.
Tilt Speed Up: 9 sec.
Internal Motor: 2 HP
Shipping Weight: 1,195 lbs.

SPECIAL FEATURES & BENEFITS


- ▶ These units are equipped with the patented “Platform Centering Devices”, which doubles or triples lift life.
- ▶ These units are equipped with single internally mounted power units.
- ▶ All of the controllers are Underwriter Laboratory listed assemblies.
- ▶ All hydraulic cylinders are machine grade with clear plastic return lines.
- ▶ All pressure hoses are double wire braid with JIC fittings.
- ▶ These units are fully primed and finished with baked enamel.

CLICK HERE FOR: [Optional Accessories](#) [Rules For Creating Combinations](#)


FEATURE DETAILS




▶ **Platform Centering Device**



▶ **Machine Grade Cylinder**



▶ **Double Wire Braid Hose**



▶ **Power Unit**