

MODEL PT-20486-I LIFT AND TILT COMBINATION

10 Year/250,000 Cycle Warranty

These lift and tilt units are optimized combination designs that are used where the lifting and tilting functions must be done independently.



2,000 lb. Capacity - 48 in. Travel

**ISO 9001:2015
Certified**



- Degree of Tilt: 60
- Capacity: 2,000 lbs.
- Min. Platform Size: 30 x 60 in.
- Max. Platform Size: 48 x 60 in.
- Lowered Height: 14.25 in.
- Raised Height: 62.25 in.
- Lift Speed Up: 18 sec.
- Tilt Speed Up: 10 sec.
- Internal Motor: 2 HP
- Shipping Weight: 1,105 lbs.

SPECIAL FEATURES & BENEFITS


- ▶ These units are equipped with the patented “Platform Centering Devices”, which doubles or triples lift life.
- ▶ These units are equipped with single internally mounted power units.
- ▶ All of the controllers are Underwriter Laboratory listed assemblies.
- ▶ All hydraulic cylinders are machine grade with clear plastic return lines.
- ▶ All pressure hoses are double wire braid with JIC fittings.
- ▶ These units are fully primed and finished with baked enamel.

CLICK HERE FOR: [Optional Accessories](#) [Rules For Creating Combinations](#)


FEATURE DETAILS




▶ **Platform Centering Device**



▶ **Machine Grade Cylinder**



▶ **Double Wire Braid Hose**



▶ **Power Unit**