

MODEL PT-20246-I LIFT AND TILT COMBINATION


10 Year/250,000 Cycle Warranty

These lift and tilt units are optimized combination designs that are used where the lifting and tilting functions must be done independently.

**ISO 9001:2015
Certified**



Degree of Tilt: 60
Capacity: 2,000 lbs.
Min. Platform Size: 30 x 36 in.
Max. Platform Size: 48 x 60 in.
Lowered Height: 14.25 in.
Raised Height: 38.25 in.
Lift Speed Up: 10 sec.
Tilt Speed Up: 13 sec.
Internal Motor: 2 HP
Shipping Weight: 815 lbs.




2,000 lb. Capacity - 24 in. Travel

SPECIAL FEATURES & BENEFITS


- ▶ These units are equipped with single internally mounted power units.
- ▶ All of the controllers are Underwriter Laboratory listed assemblies.
- ▶ All hydraulic cylinders are machine grade with clear plastic return lines.
- ▶ All pressure hoses are double wire braid with JIC fittings.
- ▶ These units are fully primed and finished with baked enamel.

CLICK HERE FOR: [Optional Accessories](#) [Rules For Creating Combinations](#)


FEATURE DETAILS




▶ **UL Listed
Control Panel**



▶ **Machine
Grade Cylinder**



▶ **Double Wire
Braid Hose**



▶ **Power Unit**