

MODEL PM-5548 LIFT & MANUAL TURN

10 Year/250,000 Cycle Warranty

These units are optimized lift and turn units used where the lifting and turning functions must be done independently.

**ISO 9001:2015
Certified**



Capacity: 5,500 lbs.
Min. Platform Size: 24 x 64 in.
Max. Platform Size: 48 x 64 in.
Lift Table Size: 24 x 64 in.
Lowered Height: 10 in.
Raised Height: 58 in.
Speed Up: 37 sec.
Lift Table: 2 HP
Shipping Weight: 1,285 lbs.




5,500 lb. Capacity - 48 in. Travel

SPECIAL FEATURES & BENEFITS


- ▶ These units are equipped with the patented “Platform Centering Devices”, which doubles or triples lift life.
- ▶ These units are equipped with single internally mounted power units.
- ▶ All of the controllers are Underwriter Laboratory listed assemblies.
- ▶ All hydraulic cylinders are machine grade with clear plastic return lines.
- ▶ All pressure hoses are double wire braid with JIC fittings.
- ▶ These units are fully primed and finished with baked enamel.

CLICK HERE FOR: [Optional Accessories](#) [Rules For Creating Combinations](#)


FEATURE DETAILS




▶ **Platform Centering Device**



▶ **Machine Grade Cylinder**



▶ **Double Wire Braid Hose**



▶ **Power Unit**