

MODEL PM-2024 LIFT & MANUAL TURN

10 Year/250,000 Cycle Warranty

These units are optimized lift and turn units used where the lifting and turning functions must be done independently.

**ISO 9001:2015
Certified**



Capacity: 2,000 lbs.
Min. Platform Size: 24 x 36 in.
Max. Platform Size: 48 x 60 in.
Lift Table Size: 24 x 36 in.
Lowered Height: 9.5 in.
Raised Height: 33.5 in.
Speed Up: 10 sec.
Lift Table: 2 HP
Shipping Weight: 780 lbs.



2,000 lb. Capacity - 24 in. Travel


SPECIAL FEATURES & BENEFITS

- ▶ These units are equipped with single internally mounted power units.
- ▶ All of the controllers are Underwriter Laboratory listed assemblies.
- ▶ All hydraulic cylinders are machine grade with clear plastic return lines.
- ▶ All pressure hoses are double wire braid with JIC fittings.
- ▶ These units are fully primed and finished with baked enamel.


CLICK HERE FOR: [Optional Accessories](#)

[Rules For Creating Combinations](#)


FEATURE DETAILS




▶ **UL Listed
Control Panel**



▶ **Machine
Grade Cylinder**



▶ **Double Wire
Braid Hose**



▶ **Power Unit**