

# MODEL# PDW-9622 DOUBLE WIDE SCISSORS LIFT

## 10 Year/250,000 Cycle Warranty

When you need an extra wide platform or plan to move heavy loads over the end of the lift, this Double Wide lift is the choice. A second set of legs are added to give you the extra strength you need. This unit is equipped with our patented "Platform Centering Device" which provides smooth operation throughout the entire travel range.

**ISO 9001:2015  
Certified**



Min. Platform Size: 48 x 36 in.  
Max. Platform Size: 72 x 60 in.  
Max. End Load Capacity 8,400 lbs.  
Max. Side Load Capacity: 4,500 lbs.  
Baseframe Size: 48 x 36 in.  
Lowered Height: 8.5 in.  
Raised Height: 30.5 in.  
Approx. Speed Up: 44 sec.  
Internal Motor: 1.5 HP  
Shipping Weight: 1,120 lbs.



**9,600 lb. Capacity - 22 in. Travel**

### SPECIAL FEATURES & BENEFITS


- ▶ All of the controllers are Underwriter Laboratory listed assemblies.
- ▶ These units are fully primed and finished with a baked enamel finish.
- ▶ The cylinders are machine grade with clear plastic return lines.
- ▶ All pressure hoses are double wire braid with JIC fittings.
- ▶ The reservoirs are mild steel.
- ▶ These units conform to all applicable ANSI codes.

**CLICK HERE FOR: [Optional Accessories](#)**


### FEATURE DETAILS




▶ **UL Listed  
Control Panel**



▶ **Machine  
Grade Cylinder**



▶ **Double Wire  
Braid Hose**



▶ **Power Unit**