

MODEL JSL-12007 JUMBO SCISSORS LIFT

2 Years Parts & Labor/10 Years Structural Warranty

When you need a lift table that can handle a load of up to 20 ft. long and weighing up to 40,000 lbs. you need a Jumbo Single lift table. These units will provide the power needed to lift large, cumbersome loads as much as 72".

**ISO 9001:2015
Certified**



Capacity: 30,000 lbs.
Platform Size: 9 x 15 ft.
Max. End: 24,000 lbs.
Loading Sides: 21,000 lbs.
Travel: 58 in.
Lowered Height: 30 in.
Raised Height: 88 in.
Approx. Speed Up: 36 sec.
External Motor: 35 HP
Shipping Weight: 14,900 lbs.




30,000 lb. Capacity - 9 x 15 ft. Platform

SPECIAL FEATURES & BENEFITS


- ▶ All of the controllers are Underwriter Laboratory listed assemblies.
- ▶ These units are fully primed and finished with a baked enamel finish.
- ▶ The cylinders are machine grade.
- ▶ All pressure hoses are double wire braid with JIC fittings.
- ▶ The reservoirs are mild steel.
- ▶ These units conform to all applicable ANSI codes.

CLICK HERE FOR: [Optional Accessories](#)


FEATURE DETAILS



▶ **UL Listed
Control Panel**



▶ **Machine
Grade Cylinder**



▶ **Double Wire
Braid Hose**



▶ **Power Unit**