

MODEL JDL-08179 DOUBLE LONG JUMBO SCISSORS LIFT

2 Years Parts & Labor/10 Years Structural Warranty

For extremely large loads, our Jumbo Double lift tables not only handle long loads but can also lift up to 60,000 lbs. The double scissors leg sets add safety and stability as the platform lifts these large loads.

**ISO 9001:2015
Certified**



Capacity: 20,000 lbs.
Platform Size: 8'6" x 50'
Max. End: 7,500 lbs.
Loading Sides: 7,500 lbs.
Travel: 99 in.
Lowered Height: 33 in.
Raised Height: 120 in.
Approx. Speed Up: 109 sec.
External Motor: 10 HP
Shipping Weight: 23,500 lbs.




20,000 lb. Capacity - 8'6" x 50 ft. Platform

SPECIAL FEATURES & BENEFITS


- ▶ All of the controllers are Underwriter Laboratory listed assemblies.
- ▶ These units are fully primed and finished with a baked enamel finish.
- ▶ The cylinders are machine grade.
- ▶ All pressure hoses are double wire braid with JIC fittings.
- ▶ The reservoirs are mild steel.
- ▶ These units conform to all applicable ANSI codes.

CLICK HERE FOR: [Optional Accessories](#)


FEATURE DETAILS



▶ **UL Listed
Control Panel**



▶ **Machine
Grade Cylinder**



▶ **Double Wire
Braid Hose**



▶ **Power Unit**