

# MODEL HDVWDL-20024 DOUBLE LONG HEAVY DUTY

## 10 Year/250,000 Cycle Warranty

*This Double Long lift table is made to handle those especially long loads that you may have to deal with. The double legs on this model provides extra stability to ensure smooth, safe and efficient operation.*

**ISO 9001:2015  
Certified**



Standard Min. Platform: 54 x 98 in.  
 Optional Max. Platform: 78 x 122 in.  
 Max. End Load Capacity: 10,900 lbs.  
 Max. Side Load Capacity: 21,200 lbs.  
 Baseframe Size: 54 x 98 in.  
 Lowered Height: 11.75 in.  
 Raised Height: 35.75 in.  
 Approx. Speed Up: 36 sec.  
 External Motor: 5 HP  
 Shipping Weight: 3,600 lbs.




**20,000 lb. Capacity - 24 in. Travel**

### SPECIAL FEATURES & BENEFITS


- ▶ These units are equipped with the patented “Platform Centering Devices”, which doubles or triples lift life.
- ▶ All of the controllers are Underwriter Laboratory listed assemblies.
- ▶ These units are fully primed and finished with a baked enamel finish.
- ▶ The cylinders are machine grade with clear plastic return lines.
- ▶ All pressure hoses are double wire braid with JIC fittings.
- ▶ The reservoirs are mild steel.
- ▶ These units conform to all applicable ANSI codes.

**CLICK HERE FOR: [Optional Accessories](#)**


### FEATURE DETAILS



▶ **Platform Centering Device**




▶ **UL Listed Control Panel**



▶ **Machine Grade Cylinder**



▶ **Double Wire Braid Hose**



▶ **Power Unit**