

MODEL HDEW-1024 HEAVY DUTY SCISSORS LIFT

10 Year/250,000 Cycle Warranty

When you need an extra wide platform or plan to move heavy loads over the end of the lift, this Extra Wide lift is the choice. The scissors legs are moved out for added stability.

**ISO 9001:2015
Certified**



Min. Platform Size: 42 x 48 in.
Max. Platform Size: 66 x 78 in.
Max. End Load Capacity: 11,000 lbs.
Max. Side Load Capacity: 10,400 lbs.
Baseframe Size: 42 x 48 in.
Lowered Height: 11.75 in.
Raised Height: 35.75 in.
Approx. Speed Up: 18 sec.
External Motor: 5 HP
Shipping Weight: 1,650 lbs.




10,000 lb. Capacity - 24 in. Travel

SPECIAL FEATURES & BENEFITS


- ▶ These units are equipped with the patented “Platform Centering Devices”, which doubles or triples lift life.
- ▶ All of the controllers are Underwriter Laboratory listed assemblies.
- ▶ These units are fully primed and finished with a baked enamel finish.
- ▶ The cylinders are machine grade with clear plastic return lines.
- ▶ All pressure hoses are double wire braid with JIC fittings.
- ▶ The reservoirs are mild steel.
- ▶ These units conform to all applicable ANSI codes.

CLICK HERE FOR: [Optional Accessories](#)


FEATURE DETAILS



▶ **Platform
Centering Device**



▶ **UL Listed
Control Panel**



▶ **Machine
Grade Cylinder**



▶ **Double Wire
Braid Hose**



▶ **Power Unit**