

MODEL HDDL-20048 DOUBLE LONG HEAVY DUTY

10 Year/250,000 Cycle Warranty

This Double Long lift table is made to handle those especially long loads that you may have to deal with. The double legs on this model provides extra stability to ensure smooth, safe and efficient operation.

**ISO 9001:2015
Certified**



Standard Min. Platform: 30 x 138 in.
 Optional Max. Platform: 54 x 162 in.
 Max. End Load Capacity: 8,500 lbs.
 Max. Side Load Capacity: 14,200 lbs.
 Baseframe Size: 30 x 138 in.
 Lowered Height: 10 in.
 Raised Height: 58 in.
 Approx. Speed Up: 68 sec.
 External Motor: 5 HP
 Shipping Weight: 3,600 lbs.




20,000 lb. Capacity - 48 in. Travel

SPECIAL FEATURES & BENEFITS


- ▶ These units are equipped with the patented “Platform Centering Devices”, which doubles or triples lift life.
- ▶ All of the controllers are Underwriter Laboratory listed assemblies.
- ▶ These units are fully primed and finished with a baked enamel finish.
- ▶ The cylinders are machine grade with clear plastic return lines.
- ▶ All pressure hoses are double wire braid with JIC fittings.
- ▶ The reservoirs are mild steel.
- ▶ These units conform to all applicable ANSI codes.

CLICK HERE FOR: [Optional Accessories](#)


FEATURE DETAILS



▶ **Platform Centering Device**



▶ **UL Listed Control Panel**



▶ **Machine Grade Cylinder**



▶ **Double Wire Braid Hose**



▶ **Power Unit**