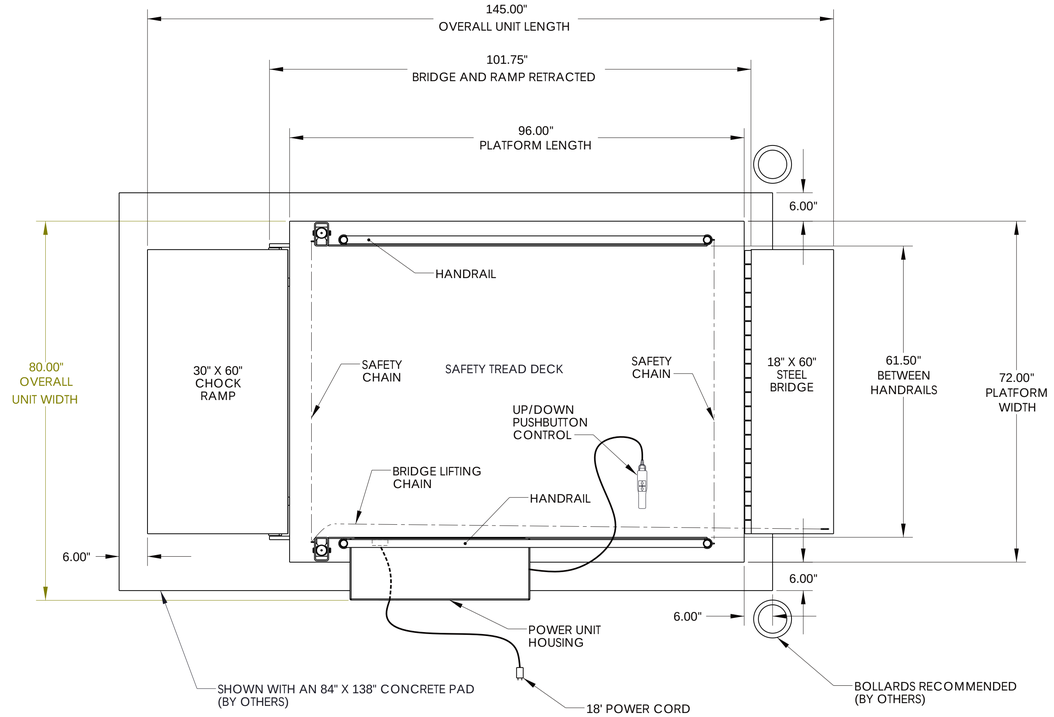

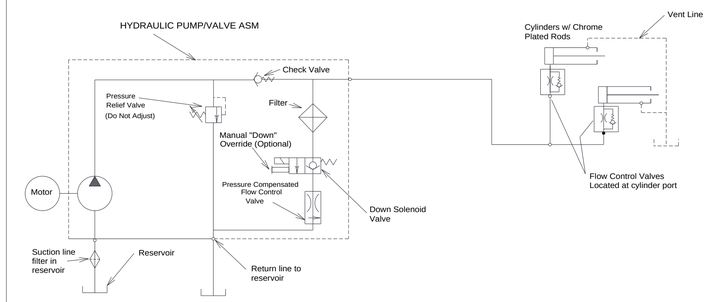

HYDRAULIC DIAGRAM

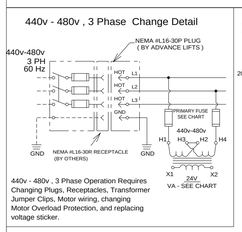

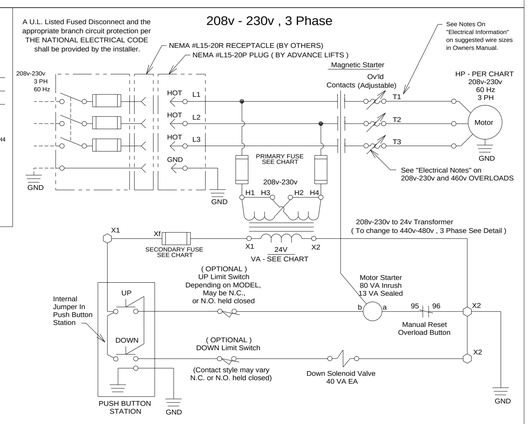

H.P.	MOTOR R.P.M.	FULL LOAD AMPERAGE (208v-230v / 460v)	TRANSFORMER SIZE	PRIMARY FUSE SIZE (208v-230v/460V)	SECONDARY FUSE SIZE
5	1725	14.8-14 / 7	50 VA	KLDR 1/ALDR 1/2	FNM 3 2/10

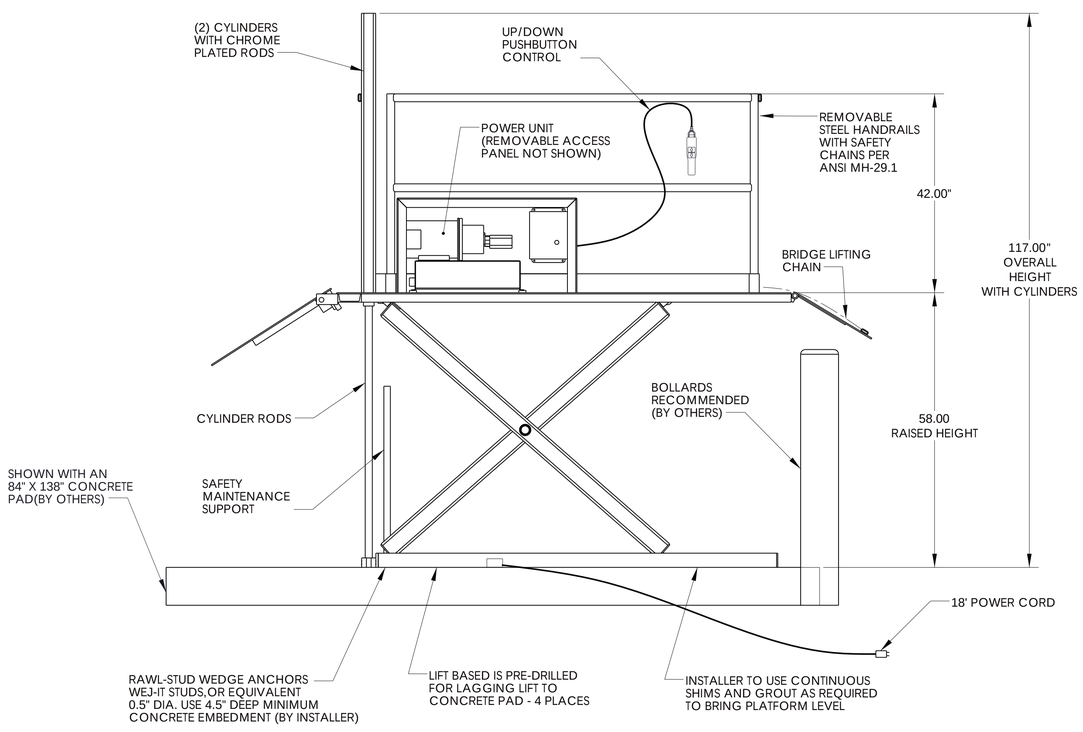

GENERAL NOTES:

1. ALL AXLES AND SHAFTS ARE CHROME PLATED.
2. ALL ROLLERS AND PIVOT POINTS ARE EQUIPPED WITH TEFLON SELF-LUBRICATING BEARINGS.
3. 3" VERTICAL AND 4" HORIZONTAL TOE CLEARANCE SIDES.
4. ADVANCE LIFTS, INC. TO SUPPLY:
   -(1) PREWIRED 18' LG. POWER CORD (FROM LIFT BASE TO PLUG).
5. FINSH: BLUE PAINT

SPECIFICATIONS:

CAPACITY : 5,500 LBS MAX. LIFTING CAPACITY
2,750 LBS MAX. AXLE CAPACITY ENDS

PLATFORM : 72" X 96" SAFETY TREAD DECK
REMOVABLE HANDRAILS - STEEL
18" X 60" STEEL HINGED BRIDGE WITH CHAIN
30" X 60" CHOCK RAMP- STEEL
61.5" BETWEEN HANDRAILS (PLATFORM WIDTH)
SAFETY CHAINS

SPEED : 13 FPM

TRAVEL : 53" (FROM A 5" LOWERED HEIGHT)

LOWERED HEIGHT : 5"

POWER UNIT : 5 HP MOTOR, 230V 60Hz 3PH
SELF CONTAINED AND PRE-WIRED

CONTROLS : UP-DOWN WEATHER-PROOF PUSHBUTTON STATION
ON CORD,PENDANT TYPE NEMA 1, 3, 3R, 4, 4X.

IN NEMA 12 ENCLOSURE : MAGNETIC STARTER, W/ OVERLOAD
230V TO 24 V CONTROL TRANSFORMER.

VOLTAGE: 230V / 3PH
ADVANCE TO SUPPLY NEMA L15-20P PLUG
CUSTOMER TO SUPPLY: NEMA L15-20R RECEPTACLE

APPROXIMATE SHIPPING WEIGHT: #2,290

ALL DIMENSIONS ARE GIVEN IN INCHES UNLESS OTHERWISE NOTED.

DIMENSIONS ARE GIVEN IN INCHES UNLESS NOTED OTHERWISE
DO NOT SCALE DRAWING

ADVANCE LIFTS
Advance Lifts, Inc.
701 S. Kirk Road
St. Charles, IL 60174
Phone : 630-584-9881
Fax : 630-584-6837

EST. WEIGHT (LBS.) 2290	SCALE N.T.S.	REVISIONS	BY	DATE
DEFAULT TOLERANCES:	DATE .	. .	X	X
.XX ±.063" .XXX ±.031" ANGULAR ±1∠	DRN .			
	CHKD			
UNLESS OTHERWISE SPECIFIED	DESC. .			
	INSTANT DOCK MODEL 6568	DWG. D-		REV. .