ADVANCE LIFTS®

4000 Series Recessed Dock Lifts

These are our largest sized Disappearing Dock lifts. They are sized to handle any mobile material handling equipment you may have. They also provide dock to ground access.



Series 4000

Special Features

- Cylinders are mounted directly to platform corners to eliminate platform deflection during load transfer.
- All models are equipped with a hinged bridge with a pull back chain.
- All of the electrical controllers are Underwriters Laboratories approved assemblies.
- Each unit is washed with phosphoric acid, fully primed and then finished with baked enamel.
- All cylinders are machine grade with clear plastic return lines & internal mechanical stops.
- All pressure hoses are double wire braid with JIC fittings.
- Reservoirs are mild steel.
- These units conform to all applicable ANSI codes.

Feature Details



Power Unit



Cylinder



Double Wire Braid Hose



UL Listed Control Panel

Phone: 800-843-3625 • Fax: 630-584-9405 • www.advancelifts.com

©2013 Advance Lifts, Inc. All rights reserved.

Specification Table for 4000 Series Lifts

Model	Lift Capacity	Axle Cap. Ends	Axle Cap. Sides	Platform Size	Lowered Height	Travel	Speed FPM	Power Unit HP	Ship Weight
4100	12,000	9,600	8,400	6' X 10'	16-1/2"	58"	7	5	5,500
4110	12,000	9,600	8,400	6' X 11'	16-1/2"	58"	7	5	5,700
4120	12,000	9,600	8,400	6' X 12'	16-1/2"	58"	7	5	5,900
4130	12,000	9,600	8,400	7' X 10'	16-1/2"	58"	7	5	5,800
4140	12,000	9,600	8,400	7' X 11'	16-1/2"	58"	7	5	6,050
4150	12,000	9,600	8,400	7' X 12'	16-1/2"	58"	7	5	6,300
4160	12,000	9,600	8,400	8' X 10'	16-1/2"	58"	7	5	6,300
4170	12,000	9,600	8,400	8' X 11'	16-1/2"	58"	7	5	6,600
4180	12,000	9,600	8,400	8' X 12'	16-1/2"	58"	7	5	6,900
4200	15,000	12,000	10,500	6' X 10'	16-1/2"	58"	8	7-1/2	5,800
4210	15,000	12,000	10,500	6' X 11'	16-1/2"	58"	8	7-1/2	6,000
4220	15,000	12,000	10,500	6' X 12'	16-1/2"	58"	8	7-1/2	6,200
4230	15,000	12,000	10,500	7' X 10'	16-1/2"	58"	8	7-1/2	6,100
4240	15,000	12,000	10,500	7' X 11'	16-1/2"	58"	8	7-1/2	6,350
4250	15,000	12,000	10,500	7' X 12'	16-1/2"	58"	8	7-1/2	6,600
4260	15,000	12,000	10,500	8' X 10'	16-1/2"	58"	8	7-1/2	6,600
4270	15,000	12,000	10,500	8' X 11'	16-1/2"	58"	8	7-1/2	6,900
4280	15,000	12,000	10,500	8' X 12'	16-1/2"	58"	8	7-1/2	7,200
4300	18,000	14,400	12,600	6' X 10'	18"	58"	8	7-1/2	6,400
4310	18,000	14,400	12,600	6' X 11'	18"	58"	8	7-1/2	6,600
4320	18,000	14,400	12,600	6' X 12'	18"	58"	8	7-1/2	6,800
4330	18,000	14,400	12,600	7' X 10'	18"	58"	8	7-1/2	6,700
4340	18,000	14,400	12,600	7' X 11'	18"	58"	8	7-1/2	6,950
4350	18,000	14,400	12,600	7' X 12'	18"	58"	8	7-1/2	7,200
4360	18,000	14,400	12,600	8' X 10'	18"	58"	8	7-1/2	7,200
4370	18,000	14,400	12,600	8' X 11'	18"	58"	8	7-1/2	7,500
4380	18,000	14,400	12,600	8' X 12'	18"	58"	8	7-1/2	7,800
4400	20,000	16,000	14,000	6' X 10'	20"	58"	8	7-1/2	6,900
4410	20,000	16,000	14,000	6' X 11'	20"	58"	8	7-1/2	7,300
4420	20,000	16,000	14,000	6' X 12'	20"	58"	8	7-1/2	7,900
4430	20,000	16,000	14,000	7' X 10'	20"	58"	8	7-1/2	7,000
4440	20,000	16,000	14,000	7' X 11'	20"	58"	8	7-1/2	7,400
4450	20,000	16,000	14,000	7' X 12'	20"	58"	8	7-1/2	8,000
4460	20,000	16,000	14,000	8' X 10'	20"	58"	8	7-1/2	8,000
4470	20,000	16,000	14,000	8' X 11'	20"	58"	8	7-1/2	7,800
4480	20,000	16,000	14,000	8' X 12'	20"	58"	8	7-1/2	8,100

General:

These units have cylinders in direct thrust to all four platform corners, which provides maximum rigidity. This design approach for heavy fork truck applications eliminates the spring board effect of platform overhang on lifting scissors in the raised position. When a fork truck passes onto our lift from a semi trailer, you will observe an inch or more of vertical movement of the trailer and no discernable movement of the lift. The units are plumbed for anti-interflow between cylinders when the unit is at rest. These are the most rugged and rock solid lifts in the industry.

©2013 Advance Lifts, Inc. All rights reserved.