ADVANCE LIFTS®

Heavy Duty Dumpers (HDDP)

10 Year/250,000 Cycle Warranty

Applications that regularly exceed six (6) cycles per hour and/or more than one (1) shift per day require heavy duty dumpers. If the items being dumped act like a sticky commodity that requires frequent jogging to maintain flow, then heavy duty dumpers are needed. These units are equipped with continuous duty motors and the robust design features extra rugged structural members. These units are ideal for tough applications.



Special Features

- Full 135 degree tilt.
- Machine grade double acting cylinders with spherical rod ends.
- Continuous duty motors.
- Controllers are Underwriter Laboratory approved assemblies.
- All bearings are lifetime lubricated.

Dimension Key

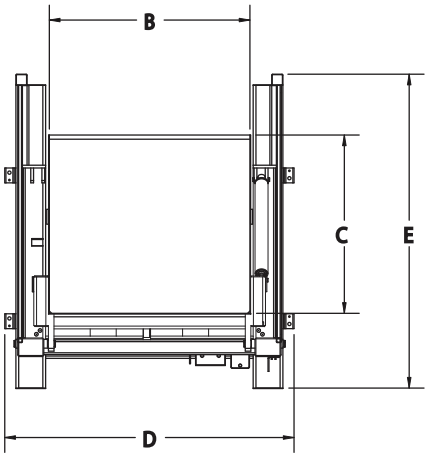

Top View

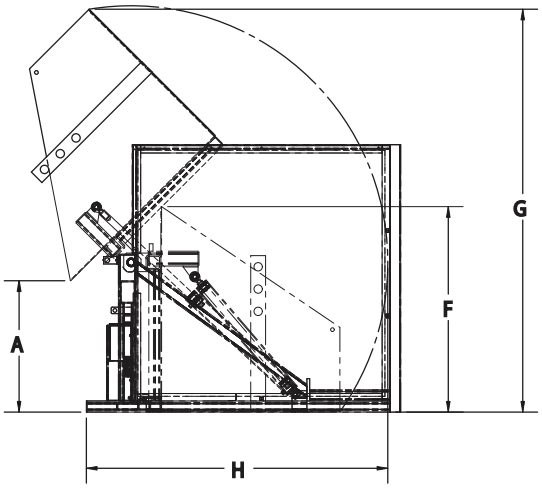

Side View

Phone: 800-843-3625 • Fax: 630-584-9405 • www.advancelifts.com

ADVANCE LIFTS®

©2013 Advance Lifts, Inc. All rights reserved.

Specification Table For Heavy Duty Dumpers

Model	Capacity Lbs.	(A) Dump Height	(BxC) Carriage WxL	(DxE) Overall WxL	Motor H.P.	Speed Sec.	(F) Carriage Height	(G) Arc Height	(H) Arc Length	Approx. Weight
HDDP-236-4836	2000	36	48 X 36	72 X 73	5	30	55	98	70	1600
HDDP-436-4836	4000	36	48 X 36	72 X 73	5	36	55	98	70	1800
HDDP-636-4836	6000	36	48 X 36	72 X 73	5	41	55	98	70	1900
HDDP-248-4836	2000	48	48 X 36	72 X 82	5	36	67	117	79	1700
HDDP-448-4836	4000	48	48 X 36	72 X 82	5	40	67	117	79	1900
HDDP-648-4836	6000	48	48 X 36	72 X 82	5	45	67	117	79	2000
HDDP-260-4836	2000	60	48 X 36	72 X 91	5	44	79	126	88	1800
HDDP-460-4836	4000	60	48 X 36	72 X 91	5	48	79	126	88	2000
HDDP-660-4836	6000	60	48 X 36	72 X 91	5	53	79	126	88	2100
HDDP-236-4848	2000	36	48 X 48	72 X 85	5	30	55	109	81	1700
HDDP-436-4848	4000	36	48 X 48	72 X 85	5	36	55	109	81	1900
HDDP-636-4848	6000	36	48 X 48	72 X 85	5	41	55	109	81	2000
HDDP-248-4848	2000	48	48 X 48	72 X 94	5	36	67	128	90	1800
HDDP-448-4848	4000	48	48 X 48	72 X 94	5	40	67	128	90	2000
HDDP-648-4848	6000	48	48 X 48	72 X 94	5	45	67	128	90	2100
HDDP-260-4848	2000	60	48 X 48	72 X 103	5	44	79	137	99	1900
HDDP-460-4848	4000	60	48 X 48	72 X 103	5	48	79	137	99	2100
HDDP-660-4848	6000	60	48 X 48	72 X103	5	53	79	137	99	2200
HDDP-236-5448	2000	36	54 X 48	78 X 85	5	30	55	109	81	1800
HDDP-436-5448	4000	36	54 X 48	78 X 85	5	36	55	109	81	2000
HDDP-636-5448	6000	36	54 X 48	78 X 85	5	41	55	109	81	2100
HDDP-248-5448	2000	48	54 X 48	78 X 94	5	36	67	128	90	1900
HDDP-448-5448	4000	48	54 X 48	78 X 94	5	40	67	128	90	2100
HDDP-648-5448	6000	48	54 X 48	78 X 94	5	45	67	128	90	2200
HDDP-260-5448	2000	60	54 X 48	78 X 103	5	44	79	137	99	2000
HDDP-460-5448	4000	60	54 X 48	78 X 103	5	48	79	137	99	2200
HDDP-660-5448	6000	60	54 X 48	78 X 103	5	53	79	137	99	2300

Feature Details



Continuous Duty Power Units.



Optional Chutes & Soft Lips.



Optional Electronic Eye.



Adjustable Retaining Bar.

©2013 Advance Lifts, Inc. All rights reserved.

Optional Dumper Accessories

Standard Dumper Unit





Feature Details



▸ *Standard power unit*



▸ *Cylinder*



▸ *Adjustable retaining bar*



▸ *Standard mesh guard*

Modified Dumper Unit





Accessories and Modifications



▸ *Electric eye option*



▸ *Wheel and caster set*



▸ *optional power unit cover*

Phone: 800-843-3625 • Fax: 630-584-9405 • www.advancelifts.com

©2013 Advance Lifts, Inc. All rights reserved.

ADVANCE LIFTS®

Optional Dumper Accessories

Accessories and Modifications



Hard lip extension



Soft lip extensions



Warning light & alarm

Large Custom Dumper





Accessories and Modifications



Dual beam electric eye



Slotted retaining bar



Large mesh side guards



Wheel & caster set

Other Options Not Shown

- Stainless steel carriage.
- Epoxy paint finishes.
- Custom controls such as footswitches or key. lockout pushbuttons.
- Continuous running remote power units.
- Explosion proof remote power units.
- Air operated power units.
- Custom retaining bars.
- Shock absorbers for full down position.

Phone: 800-843-3625 • Fax: 630-584-9405 • www.advancelifts.com

©2013 Advance Lifts, Inc. All rights reserved.