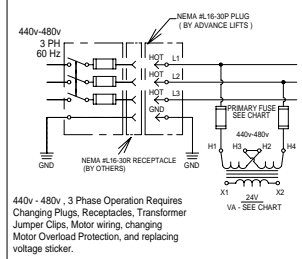
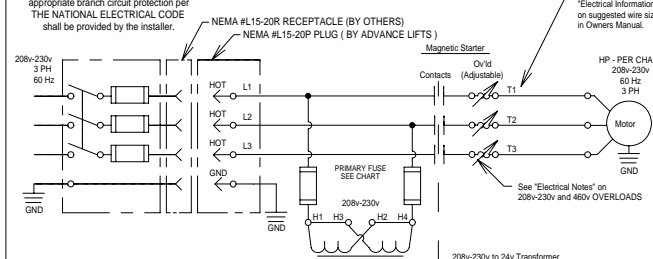


440v - 480v . 3 Phase Change Detail

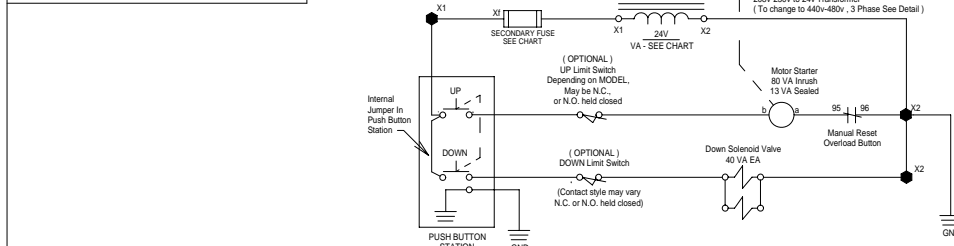


440v - 480v . 3 Phase Operation Requires Changing Plugs, Receptacles, Transformer Jumper Clips, Motor wiring, changing Motor Overload Protection, and replacing voltage sticker.

208v - 230v . 3 Phase



A U.L. Listed Fused Disconnect and the appropriate branch circuit protection per THE NATIONAL ELECTRICAL CODE shall be provided by the installer.



| H.P. | MOTOR R.P.M. | FULL LOAD AMPERAGE (208-230V/480V) | TRANSFORMER SIZE | PRIMARY FUSE SIZE (208-230V/480V) | SECONDARY FUSE SIZE |
|------|--------------|------------------------------------|------------------|-----------------------------------|---------------------|
| 5 | 3450 | 13-12.2/8.1 | 100 VA | FLM 1FLG 1/2 | ENM 4 |

- SPECIFICATIONS :**
- CAPACITY : 8,000 LB. MAX. (LIFTING)
6,500 LB. MAX. (AXLE LOAD)
 - PLATFORM : 72" X 120"
SAFETY TREAD SURFACES
REMOVABLE HANDRAILS - STEEL
18" X 66" STEEL BRIDGE WITH CHAIN
6" X 66" STEEL BRIDGE - FOR RAMP ACCESS
SAFETY MAINTENANCE LEG
 - SPEED : 10 FPM
 - TRAVEL : 54"
 - LOWERED HEIGHT : 6"
 - POWER UNIT : REMOTE FROM LIFT,
5 HP MOTOR
230 V 60 HZ 3 PH
 - CONTROL : UP-DOWN, WEATHERPROOF
PUSHBUTTON STATION,
PENDANT TYPE NEMA 1, 3, 3R, 4, 4X.
 - IN NEMA 12 ENCLOSURE MAGNETIC STARTER
24V CONTROL TRANSFORMER

- NOTES :**
- STANDARD NEMA ENCLOSURES.
 - SUPPLIED BY ADVANCE LIFTS, INC. :
MOTOR, PUSHBUTTONS, DOWN SOLENOIDS,
MAGNETIC STARTER, AND TRANSFORMER.

| | HUBBELL PLUG | HUBBELL RECEPTACLE |
|----------|-----------------------------|-----------------------------|
| 230V 3PH | #2421 OR NEMA L15-20P | #2420 OR NEMA L15-20R |
| 460V 3PH | #2731 OR NEMA L16-30P | #2730 OR NEMA L16-30R |

- SUPPLIED BY ADVANCE LIFTS, INC.
- SUPPLIED BY CUSTOMER
- INTERCONNECTING WIRING IS BY ADVANCE LIFTS, INC.
- ADVANCE LIFTS, INC. TO SUPPLY:
 - (1) 5 FT LG. POWER CORD WITH PLUG ATTACHED (FROM POWER UNIT TO PLUG).
 - (1) 20 FT LG. PUSHBUTTON COIL CORD.
 - (1) 44" X 72" FIXED STEEL RAMP - SEE DIMENSIONS SHOWN FOR OVERALL DIMENSIONS OF ACCESS BRIDGE AND RAMP.
 - (2) 20 FT LG HYDRAULIC HOSES FOR POWER UNIT TO LIFT CONNECTION.
 - (4) 5 FT LENGTHS OF CHANNEL TO PROTECT THE HYDRAULIC HOSES EXTENDING FROM THE LIFT TO THE POWER UNIT.
 - (2) 20 FT LENGTH OF .25 OD CLEAR POLYURETHANE TUBING FOR THE VENT LINES.
- OVERALL POWER UNIT SIZE:
21" W X 27" L X 33" H (INCLUDING MOTOR) WITH BRACKETS FOR WALL MOUNTING.
- INSTALLER TO FURNISH APPROXIMATELY 15 GALLONS OF A MULTI-VISCOSITY ISO-46 GROUP II BASE OIL.
- FINISH: BLUE PAINT
- APPROXIMATE SHIPPING WEIGHT: 6,400 LBS.

ALL DIMENSIONS ARE GIVEN IN INCHES UNLESS OTHERWISE NOTED.
DO NOT SCALE DRAWING

ADVANCE LIFTS
Advance Lifts, Inc. S. 701 Kirk Rd.
St. Charles, IL 60174
Phone: 630-584-9881 Fax: 630-584-9405

JOB NAME: X
JOB NUMBER: X
SCALE: X REVISIONS: BY: DATE:
DATE: X
DRN: X CKD:
APVD:
TITLE: SUPERDCK MODEL 6200 NO. D- REV.